

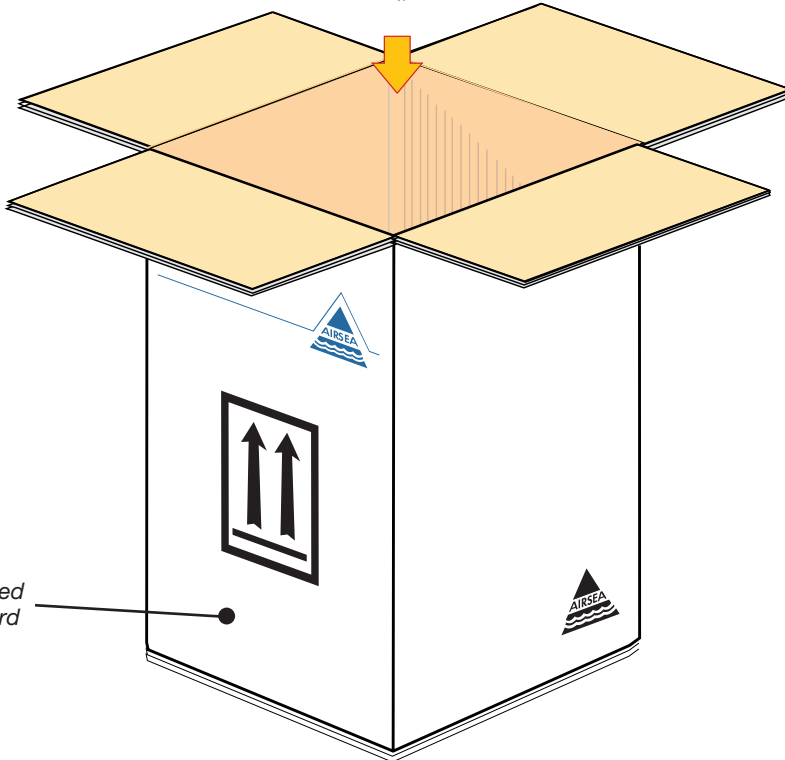
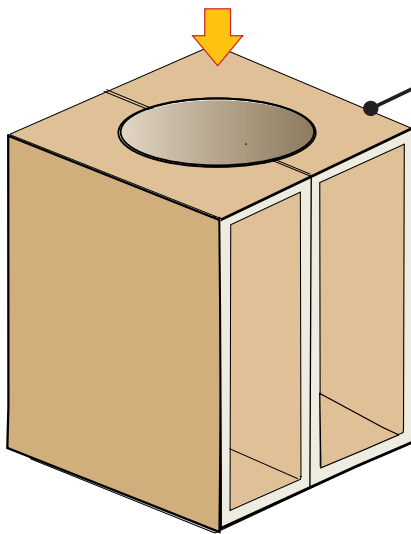
LQ OUTER PACKAGING



1000ml Glass Bottle



Fibreboard Stabiliser



Corrugated Fibreboard Box

ASSEMBLY DETAILS:
FIBREBOARD BOX:
LQ OUTER

CODE: 853

External Dimensions:
190 x 185 x 278mm

Internal Dimensions:
178 x 173 x 248 mm

Assemble the box by folding the inner flaps at the base followed by the outer flaps and then seal by taping 75mm adhesive tape in a 'U' shape.

Roll up the fibreboard stabiliser and place it into the box as shown in the diagram (see left)

Once the inner packaging has been added, fold the top flaps as indicated and seal the box with 75mm adhesive tape in a 'U' shape.

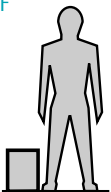
NOTES:

This **Fibreboard Box OUTER** has been tested to prove its capability for use as LQ packaging with this fibreboard stabiliser and inner packaging.

Meets construction requirements for packagings, 6.1.4. UN Model Regulations.

Tested with a 1000ml glass inner packaging, this meets the 1.2m drop test and 3m stack test requirements for transport by air.

INDICATION OF PROPORTION



Air Sea Containers Ltd

521 Cavendish Street, Merseyside, CH41 8FZ, UK

▲ Tel +44 (0)151 653 1500 ▲ Email uk@airseadg.com ▲ Visit www.airseadg.com