

4 x 1 U.S. GLASS BOTTLE COMBINATION PACKAGING

ASSEMBLY DETAILS:

FIBREBOARD

BOX 4G

OUTER PACKAGING

CODE:542
GB/3056

FOR GROUPS: II III
Y Z



4G/Y29/S/**
GB/3056

UP TO A GROSS PACKAGE WEIGHT OF:

29K

UP TO INNER CONTAINERS

4

External Dimensions:
460 x 460 x 340mm

Internal Dimensions:
FOUR CELLS each 151mm Dia.
435 x 435 x 285mm

NOTES: SEE Special **PACKING DETAILS** and other information **OVERLEAF**.

VERMICULITE is NOT required as an absorbent filling of the remaining available space.

Once closed, box must be sealed with two strips of 50mm adhesive tape in a 'U' shape.

THIS PACK WILL TRANSPORT 14 LITRES OF LIQUID WITH A SPECIFIC GRAVITY OF 1.2 OR 15 LITRES AT S.G 1.0.

** Denotes year of manufacture

Fibreboard TOP PAD
for closure protection

Fibreboard CLOSURE STABILIZER
four holes secure bottle necks

INNER CONTAINERS (CODE 540)
Four Glass Bottles
ONE U.S. Gallon

Tamper-Evident Seals (CODE 352)
One to each bottle lid

Fibreboard BOTTLE STABILIZER
Four holes secure bottle bodies

FOUR CELL PACKING SPACES
Each with 151 mm diameter

LOCK TAB

Fibreboard BOTTOM PAD
Inserted into bottom of Box

Fibreboard PAD

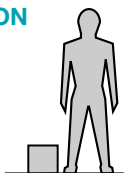
FLAPS

HEAVY DUTY Corrugated Fibreboard Box

HAZARD LABEL(S)
This side Shipping Label on OPPOSITE side

U.N. MARK

INDICATION OF PROPORTION



AIR SEA CONTAINERS LTD.
521 Cavendish Street
Birkenhead, CH41 8FZ
Great Britain
Tel: +44 (0) 151 653 1500
Fax: +44 (0) 151 653 1515
Web site: www.airseadg.com
E-mail: uk@airseadg.com

Continued Overleaf...

PACKING DETAILS:

**ONE U.S. GALLON
GLASS BOTTLE
INNER PACKAGING**

CODE:540

INSTRUCTIONS FOR USE

See illustrations overleaf and on this page for:

**CODE:542
GB/3056**

**COMBINATION
PACKAGING**

NOTES:

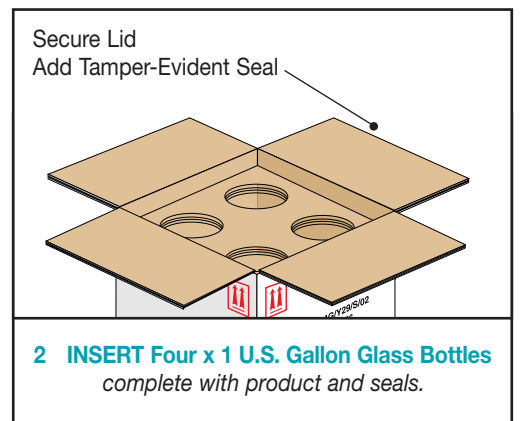
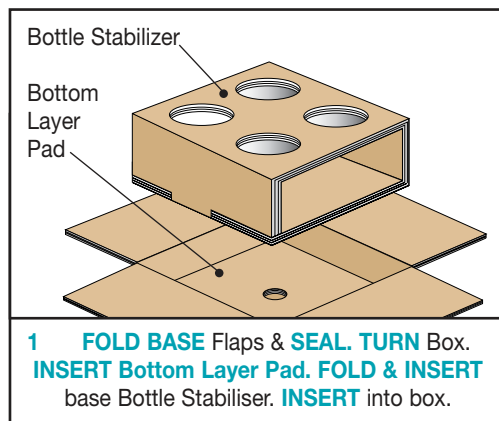
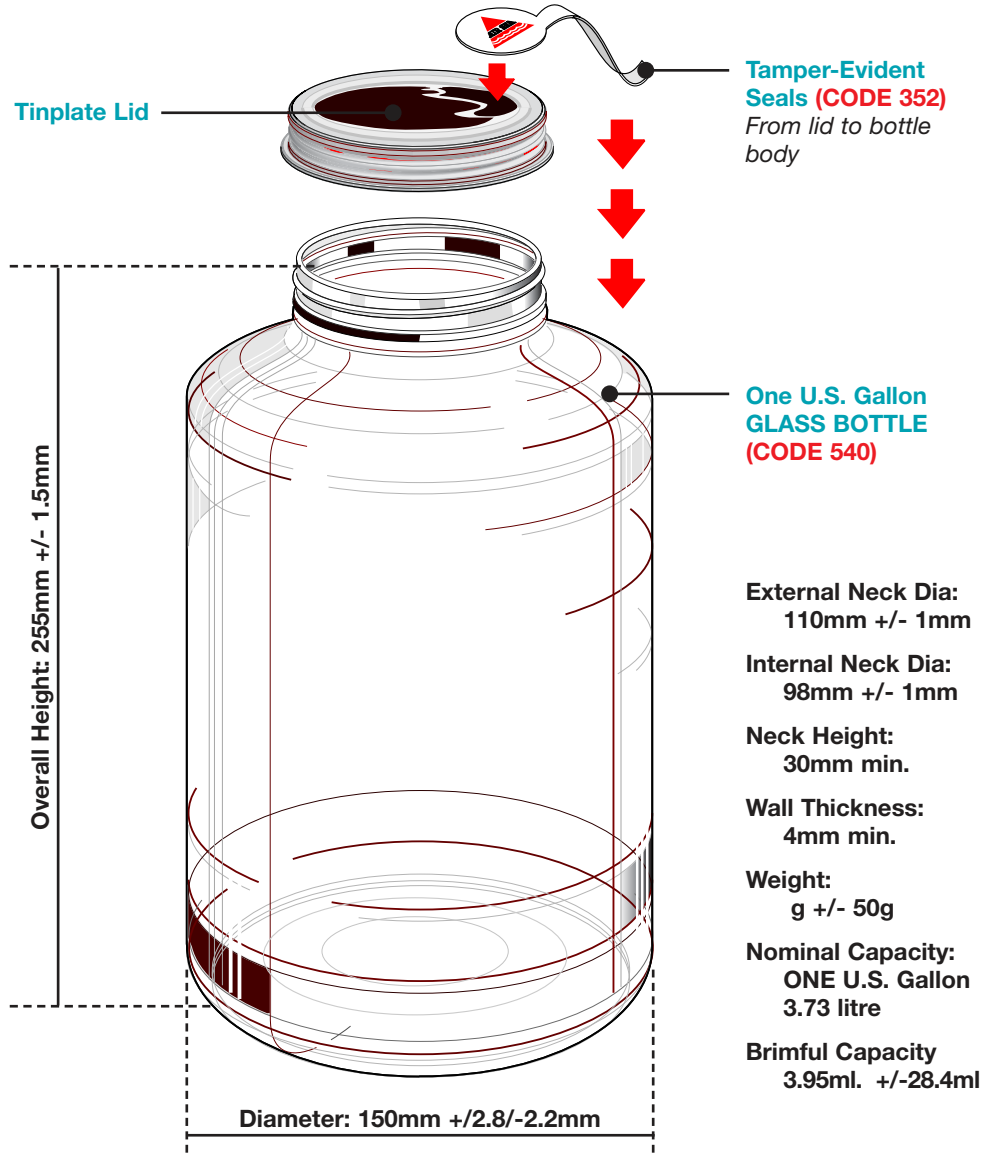
- 1 FOLD BASE** Flaps, **SEAL** using two strips of 50mm adhesive tape in 'U' shape
- 2 INSERT** the **BOTTOM** Fibreboard Pad into the box.
- 3 FOLD UP** the Bottle Stabilizer, four holes uppermost, with the **LOCK TAB** located as shown. **TAPE** and insert into the fibreboard box.
- 4 INSERT** the **FOUR x ONE U.S. Gallon Glass Bottles**, complete with product to be shipped and with **Tamper-Evident Seals**.
- 5 INSERT** the Fibreboard Closure Stabilizer into the box ensuring that the bottle necks are correctly inserted through the four holes.
- 6 INSERT** the TOP Fibreboard Pad
- 7 CLOSE & SEAL** the box using two strips of 50mm adhesive tape in 'U' shape.
- 8 ADD** the Hazard Labels and complete the Shipping Label.

Further details on request.



AIR SEA CONTAINERS LTD.
 521 Cavendish Street
 Birkenhead, CH41 8FZ
 Great Britain
Tel: +44 (0) 151 653 1500
Fax: +44 (0) 151 653 1515
 Web site: www.airseadg.com
 E-mail: uk@airseadg.com

4 x 1 U.S. GAL. GLASS BOTTLE COMBINATION PACKAGING



- 3 INSERT** the Closure Stabilizer Pad. **ENSURE** that Bottle necks are secured by it. **INSERT** Top Closure Protection Pad. **Close** the Top Flaps in sequence. **SEAL** Top Flaps. **COMPLETE** the Shipping Label. **ADD** the Hazard Label.

