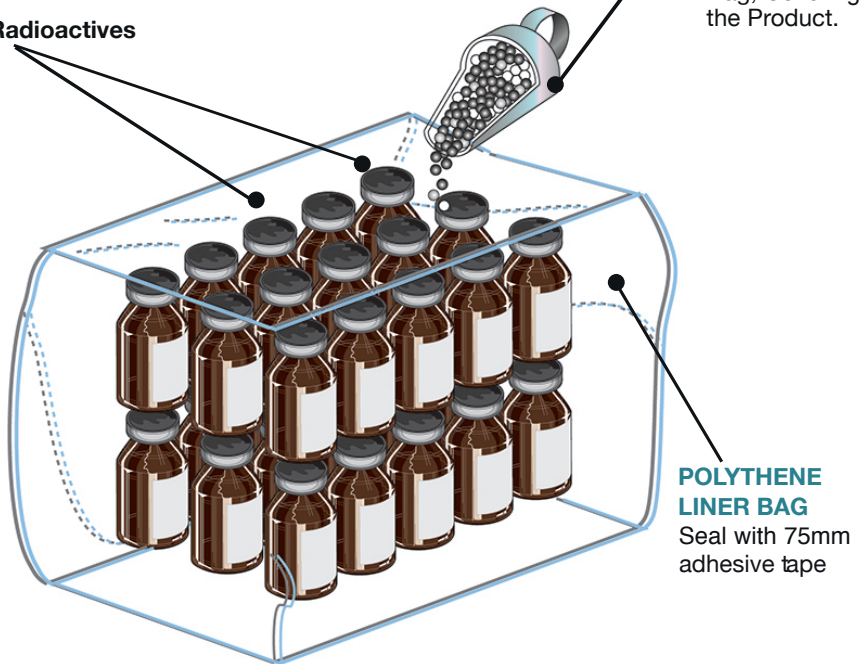


AIRSEA 4DV UN PLYWOOD BOX RANGE

**EXAMPLES OF
INNER CONTAINERS
EXCLUDING:
Explosives and Radioactives**



**Vermiculite
(CODE 38)**
Completely fill the Polythene Bag, Covering the Product.

**POLYTHENE
LINER BAG**
Seal with 75mm adhesive tape

ASSEMBLY DETAILS:

**PLYWOOD
BOX: 4DV
OUTER PACKAGING**

CODE:1041

FOR GROUPS: I II III
X Y Z



4DV/X175/S/**

UP TO A
GROSS PACKAGE
WEIGHT OF:

175K

MAXIMUM
PERMITTED
WEIGHT OF
CONTENTS:

96K

(Product & Containers)

External Dimensions:
1000 x 600 x 600mm

Internal Dimensions:
980 x 580 x 585mm

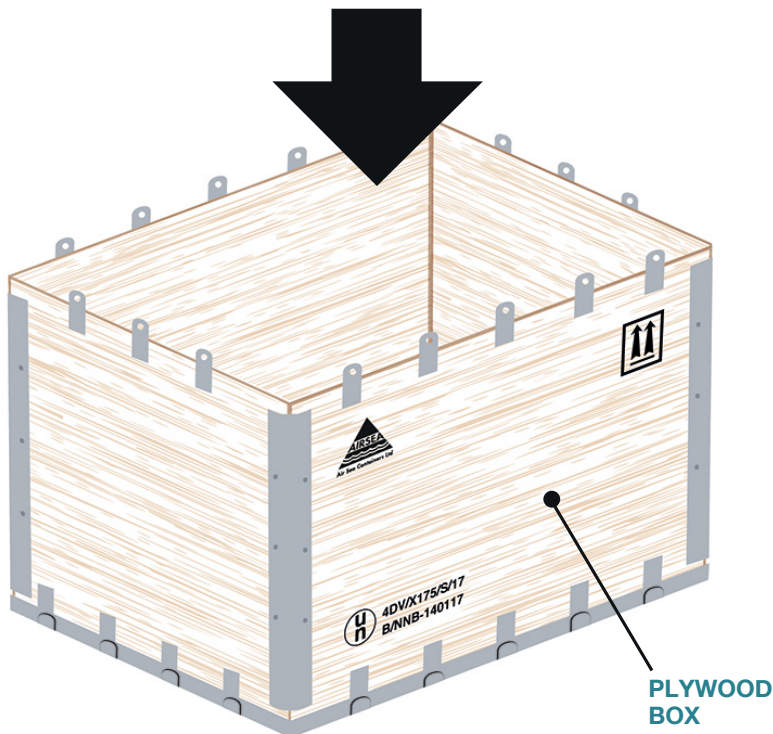
NOTES:

SEE Special **PACKAGING
DETAILS** and other
information overleaf.

Vermiculite IS Required as
absorbent filling of remaining
available space.

** Denotes year of manufacture

Adhesive tape, labels and
vermiculite can be purchased
separately from Air Sea Containers



**PLYWOOD
BOX**

An evenly distributed layer of
Vermiculite must cover the bottom
and top of the packing spaces.

Continued Overleaf..



Air Sea Containers Ltd
521 Cavendish Street
Birkenhead, CH41 8FZ
Great Britain
Tel: +44 (0) 151 653 1500
Fax: +44 (0) 151 653 1515
Web site: www.airseadg.com
E-mail: uk@airseadg.com

AIRSEA 4DV UN PLYWOOD BOX RANGE

ASSEMBLY DETAILS:

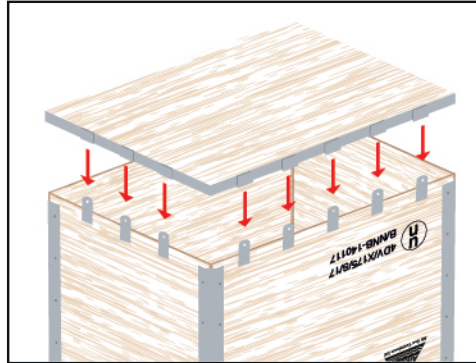
PLYWOOD BOX: 4DV

OUTER PACKAGING

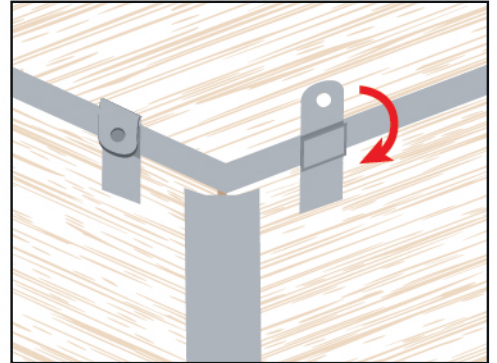
CODE:1041

INSTRUCTIONS FOR USE:

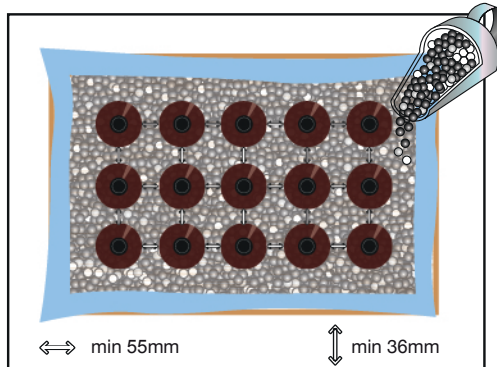
Refer to the illustrations on this page and overleaf.



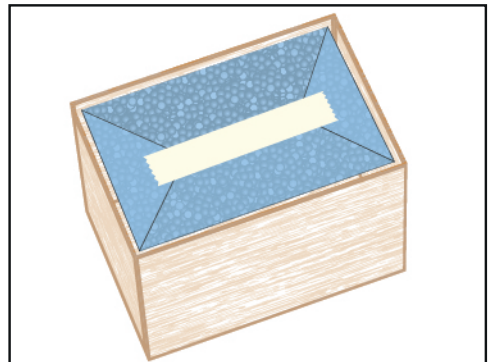
Unfold box and, ensuring all slots on base are aligned with the corresponding locking tabs, push down firmly.



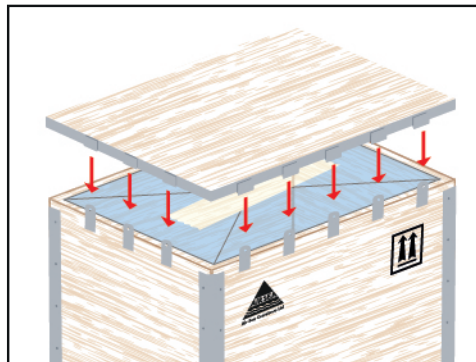
Using our special locking tab tool bend each tab into the locked position and finish off with a gentle tap. (conventional tools can also be used)




Place plastic liner bag inside box and add a minimum base layer of 42mm vermiculite before placing your inner product(s) into the box ensuring minimum spacing as shown



Completely fill all remaining space with vermiculite ensuring a minimum layer of 42mm vermiculite at the top of the box. Seal bag with 75mm adhesive tape.



Place the lid on top of the box and lock closed as shown in steps 1 & 2.



Finish by adding 15mm strapping to the box as shown.

IT IS THE SHIPPERS RESPONSIBILITY TO ENSURE ALL APPROPRIATE REGULATIONS GOVERNING THE TRANSPORTATION OF DANGEROUS GOODS ARE STRICTLY FOLLOWED.

Our PLYWOOD RANGE is a special 4DV OUTER PACKAGING approved under U.N. Test criteria which allows transport of *NON-SPECIFIED INNER CONTAINERS and their contents up to a stated maximum weight.*"

In PLYWOOD 4DV/X175 the maximum permitted weight of the INNER CONTAINERS AND THEIR PRODUCT CONTENTS *must not exceed 96.0 KILOGRAMS*, whilst the GROSS PACKAGE WEIGHT *must not exceed 175.0 KILOGRAMS*.

PLYWOOD 4DV/X175 *must be assembled and packed strictly as instructed* and is then approved for the transportation of Packing Groups I, II, III, (X, Y, Z) Dangerous Goods.

CLASS 1 EXPLOSIVES OR CLASS 7 RADIOACTIVES MUST NOT BE PACKED IN THIS BOX.